

CONFORM®

MYPLACE



Conform
Sound by Orlo

A pleasure for your
eyes and ears

COMFORT LIKE YOU'VE NEVER HEARD IT BEFORE



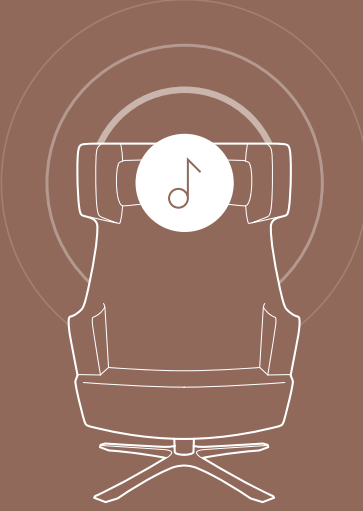
Listen to your body. And your armchair. With an integrated sound system as sophisticated as the chair itself, MyPlace brings you comfort on a whole new level. Designed in Sweden and unique to Conform, the listening experience is pristine and precise, whether your company is Shakira or Shakespeare, Bee Gees or Beethoven. Together with the Conform craftsmanship embracing your body in any position, MyPlace will be your comfort zone for ears to come.

Your comfort zone now comes with a soundtrack.

MyPlace is a new and exciting step in our ambition to create the world's best comfort zones. At the same time, everything feels completely natural – and when you sit back and let sound and comfort blend in perfect harmony, we are pretty sure you will agree.

Since MyPlace comes from Conform, you can rest assured that the sound quality will stand comparison with the very best built-in speakers on the market – just like our chairs have done since 1979.

The sound has been developed right alongside the chair, from rough draft to fine-tuned perfection. Sure, there are many speaker systems out there. But finding one matching the quality of a Conform armchair is a different matter. And that's only half the story. The real challenge for the designer and the development team is to fully integrate it with the design and functionality of the chair. With MyPlace, we believe we have succeeded.



**THE CONFORM
SOUND EFFECT**

The sound is only experienced by the person sitting in the chair.

A one-person stereosound system.

The Bluetooth® connected speakers, unique to Conform, create an audio experience on the highest level. The design and shape of the headrest does not only steer the sound to your ears, but also effectively isolates it from the surroundings. A couple of meters away, the sound can hardly be noticed.

“The real challenge for the designer and the development team is to fully integrate it with the design and functionality of the chair. With MyPlace, we believe we have succeeded.”




Backed by ergonomics.

MyPlace uses our Syncro Backup control that gives your body the optimal ergonomic support. Your arms will follow your spine and you will have support to read or use a tablet in any posture. The seat, along with the back and armrests in one piece, have molded cold foam inside.

Any fabric or leather.

Like most Conform chairs, MyPlace is available in a wide range of coloured fabrics and leathers. It's your comfort zone, so it's your choice.



**Jahn Aamodt,
Designer, Norway**

“The chair surrounds you like a cozy cave, complete with your favourite music streaming from the integrated speakers. It's an experience you've never had in a chair before.”

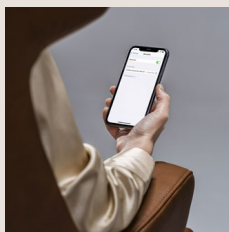
Sound and chair in perfect harmony.

MyPlace offers a pure listening experience – and a sophisticated sound design. Even at higher volumes, you can step a few meters away and hardly hear a note. How can that be? The simple explanation is that the speakers and the chair have been designed closely together, using

our furniture knowledge and the expertise of one of Sweden's most passionate audio companies. Their unique, compact platform delivers an astonishing sound, highly adaptable for different uses – and armchairs turned out to be one of the best examples.




MyPlace Conform Sound Quick Start



Bluetooth® pairing and connection

If the unit is off, you enter the pairing mode by pressing the PWR button for 3 seconds until the LED starts blinking blue. If the unit is already on, you double-click PWR. Make a Bluetooth® search on the device you want to connect and select the item called “Conform Sound by Orlo XX” (XX is a number between 01 and 99). The connection will be confirmed by a pairing sound from the unit, which is now ready to receive sound over Bluetooth®.



Line-In


The Line-In input can be used for connecting sound sources such as smartphones, tablets, computer, hi-fi equipment, television sets, etc. The sound coming from Line-In can also be sent to the secondary unit via TWS.

Line-Out

Line-Out is always active and can be used to connect peripherals like headphones, etc.


Choosing sound source

Toggle between Bluetooth® and a Line-In source (toggle only available on the primary unit if having an active TWS connection) by pressing the PWR button.



Power and charging

Connect the power adapter to your electrical outlet and then the cable to the unit's magnetic power connector. When the cable is connected the internal batteries are charged until full.




Pairing two chairs

It is possible to connect two chairs to each other via Bluetooth®. Double-click the TWS button on both chairs. They will then find each other within a few seconds. To connect TWS, short press the TWS button once; to disconnect, press the TWS button for 1 second.

The unit playing sound and/or having a Line-In cable connected will dynamically become the primary unit - and the other will become a secondary, replicating unit.




1. PWR button
2. TWS button
3. LED indicator
4. Line-Out
5. Power
6. Line-In



Turning On/Off

To start the unit, press the PWR button. To turn the unit off, press the PWR button for 1 second.



The complete manual and how-to videos are available at conform.se/en-us/conformsound







CONFORM Vetlandavägen 14, SE-574 53 Holsbybrunn, Sweden
tel +46 (0)383 508 90 | fax +46 (0)383 508 70 | info@conform.se | **conform.se**