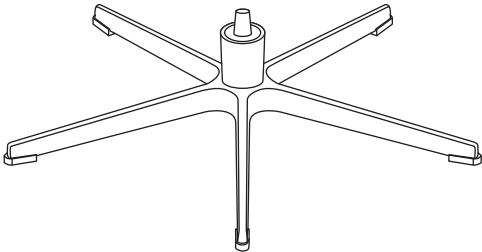


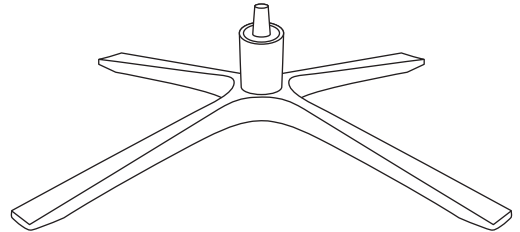
FOOT INSTALLATION

Assembly instruction
Monteringsanvisning
Montageanleitung

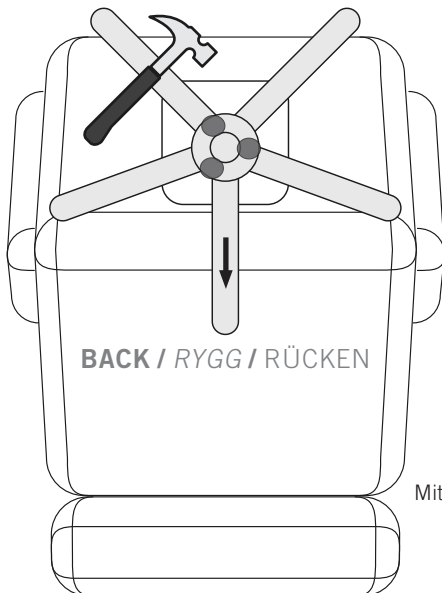
SWIVEL



QUATTRO



FRONT / FRONT / VORDERSEITE



1

Place foot as shown in picture

Placera fot lika bild

Fussplatzierung siehe Bild

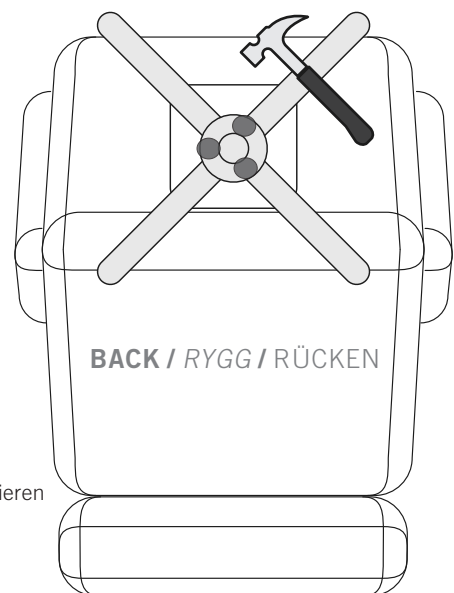
2

Fix with a few light hammer strokes

Fixera med ett par lätta hammarslag

Mit ein paar leichten Hammerschlägen fixieren

FRONT / FRONT / VORDERSEITE



IMPORTANT / VIKTIGT / WICHTIG

Before assembly and use, read the important information under the following QR code:

Innan produkten monteras och tas i bruk skall information under följande QR kod läsas:

Bitte vor Montage und Gebrauch wichtige Informationen unter folgendem QR Code lesen:

